

Draw the Line

Respect the Line

Logic Model



Advancing Science
Reducing Risk
Improving Lives

ETR (Education, Training and Research) is a nonprofit organization committed to providing science-based innovative solutions in health and education designed to achieve transformative change in individuals, families and communities. We invite health professionals, educators and consumers to learn more about our high-quality programs, publications and applied research, evaluation and professional development services by contacting us at 100 Enterprise Way, Suite G300, Scotts Valley, CA 95066, 1-800-321-4407, www.etr.org.

©2011 ETR Associates. Updated 2015. All Rights Reserved.

Published by ETR
100 Enterprise Way, Suite G300
Scotts Valley, CA 95066-3248

Title No. C014

Logic Model

Logic models are graphic depictions that show clearly and concisely the causal mechanisms through which specific interventions can affect behavior and thereby achieve a health goal. They should be based in part upon theory and thus portray the “theories of change” that underlie an intervention.

While there are many types of logic models, some logic models specify (1) the health goal to be achieved, (2) the behaviors a person needs to change to achieve a health goal, (3) the risk or protective factors that affect those behaviors, and (4) the intervention components or activities designed to change each selected risk and protective factor.

In the figures below, first is a snapshot of a logic model for *Draw the Line/Respect the Line*. That model simply specifies all the activities, all the risk and protective factors and all the behaviors designed to affect the two health goals of *Draw the Line/Respect the Line*. Second is a more detailed model that specifies which particular activities affect which specific risk and protective factors, which in turn affect specific behaviors that affect teen pregnancy and sexually transmitted diseases.

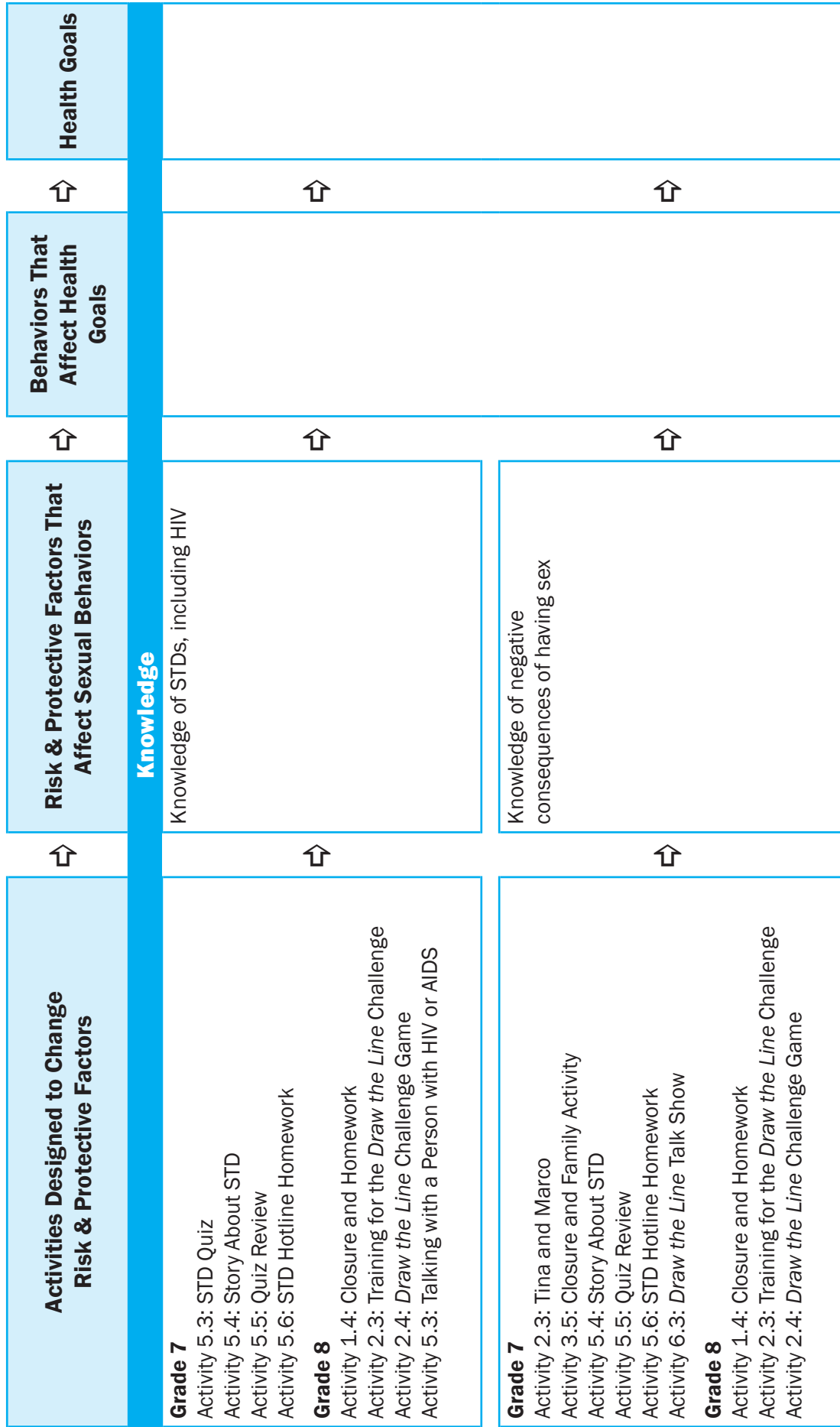
These models can:

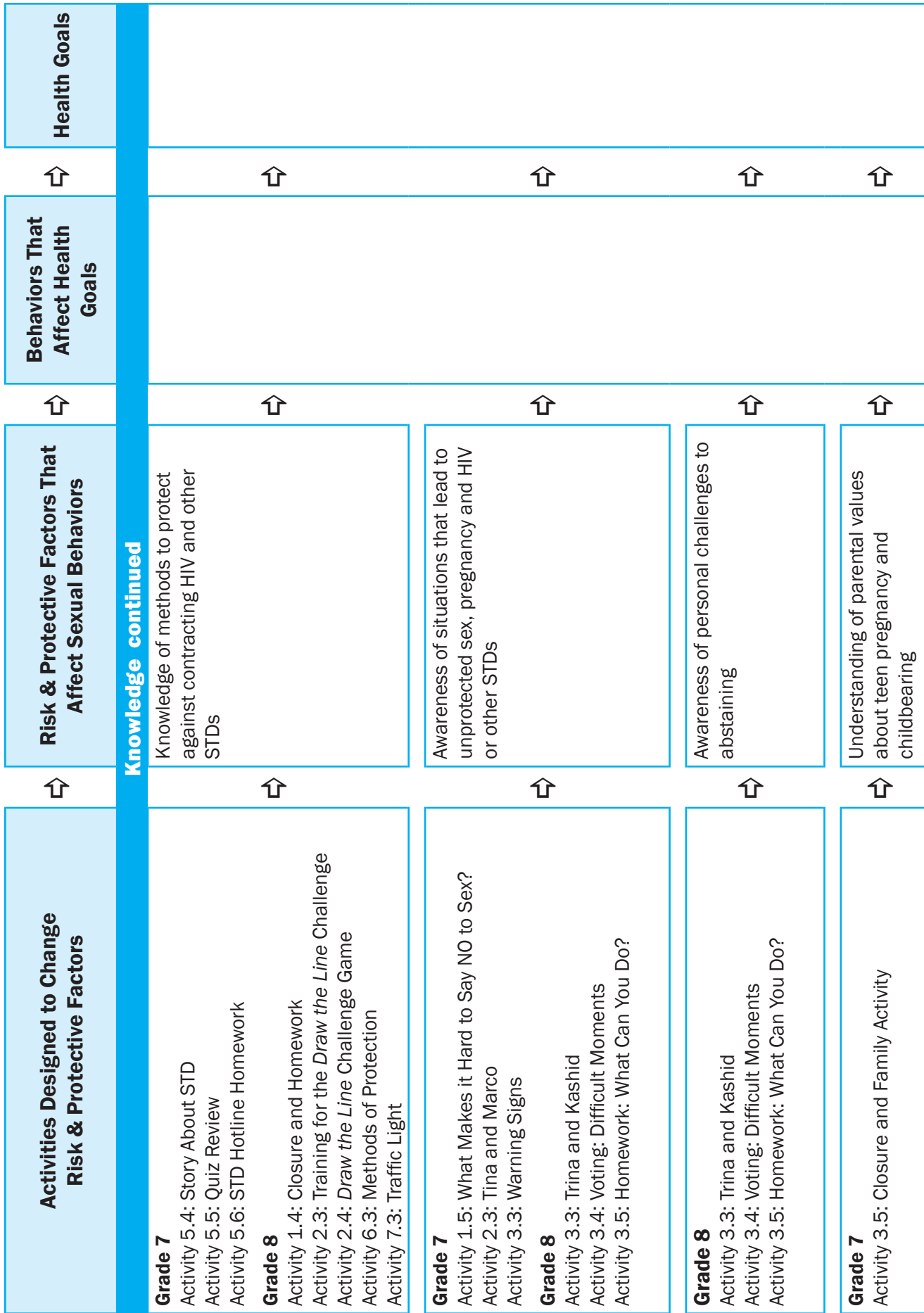
- ◆ Provide a clear rationale for each program activity by specifying the risk and protective factors each activity is designed to change. These rationales can help curriculum implementers understand the importance of each activity.
- ◆ Serve as a map to guide adaptations so that changes or additions are consistent with the logic and factors presented in the model.
- ◆ Specify the risk and protective factors and behaviors that should be measured in an impact evaluation.

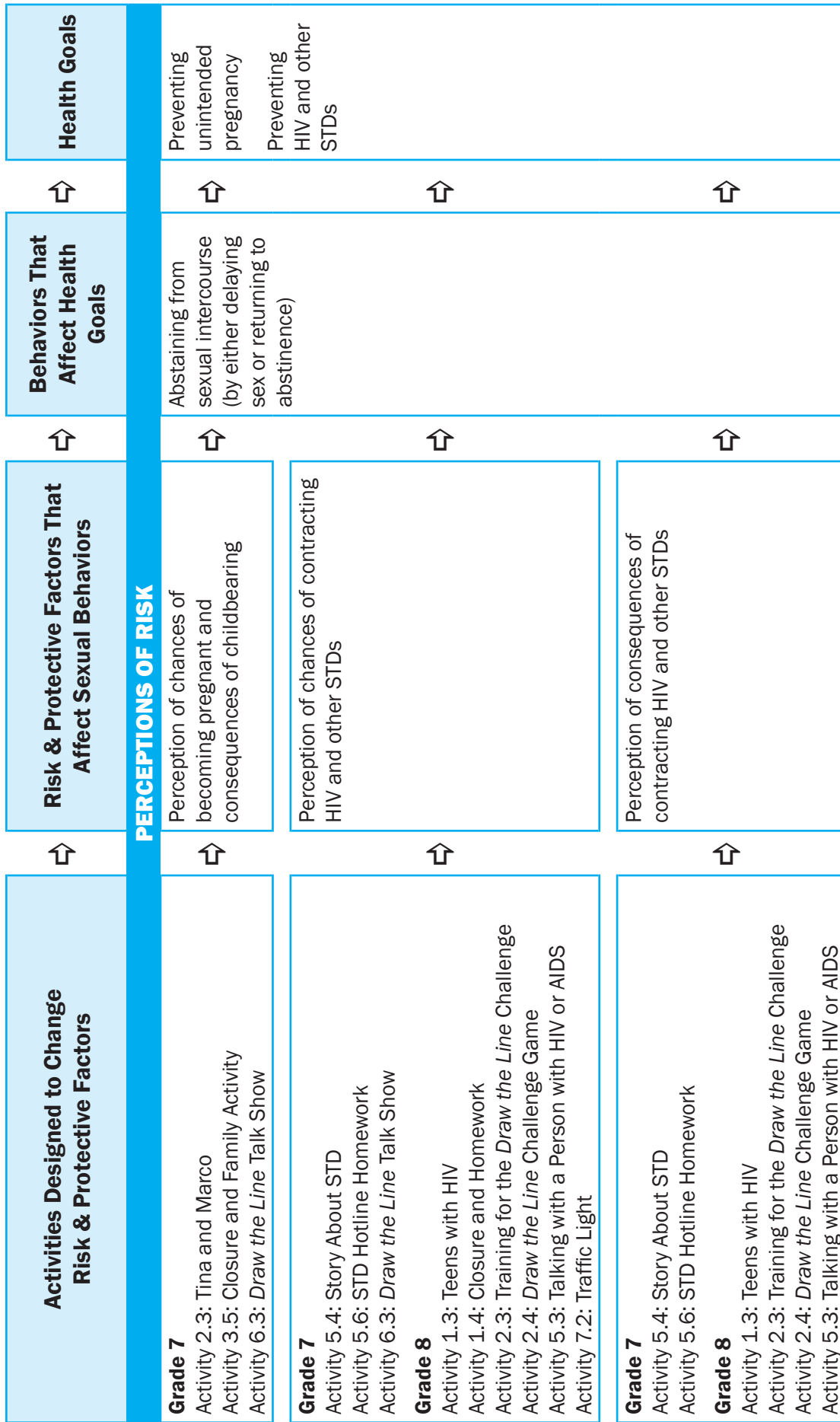
Draw the Line/Respect the Line Logic Model: Snapshot

DTL/RTL Intervention Lessons Designed to Change Risk & Protective Factors	Risk & Protective Factors (Determinants) Affecting Sexual Behaviors Addressed in DTL/RTL	Behaviors Directly Affecting DTL/RTL's Health Goals	DTL/RTL's Health Goals
<p style="text-align: center;">Grade 6</p> <ul style="list-style-type: none"> Lesson 1: Activities 1.1 – 1.6 Lesson 2: Activities 2.1 – 2.7 Lesson 3: Activities 3.1 – 3.4 Lesson 4: Activities 4.1 – 4.6 Lesson 5: Activities 5.1 – 5.7 <p style="text-align: center;">Grade 7</p> <ul style="list-style-type: none"> Lesson 1: Activities 1.1 – 1.6 Lesson 2: Activities 2.1 – 2.4 Lesson 3: Activities 3.1 – 3.5 Lesson 4: Activities 4.1 – 4.6 Lesson 5: Activities 5.1 – 5.7 Lesson 6: Activities 6.1 – 6.5 Lesson 7: Activities 7.1 – 7.6 <p style="text-align: center;">Grade 8</p> <ul style="list-style-type: none"> Lesson 1: Activities 1.1 – 1.4 Lesson 2: Activities 2.1 – 2.6 Lesson 3: Activities 3.1 – 3.6 Lesson 4: Activities 4.1 – 4.5 Lesson 5: Activities 5.1 – 5.5 Lesson 6: Activities 6.1 – 6.5 Lesson 7: Activities 7.1 – 7.5 	<p style="text-align: center;">PARENT-CHILD COMMUNICATION</p> <p>KNOWLEDGE of:</p> <ul style="list-style-type: none"> • STDs, including HIV • negative consequences of having sex • methods to protect against contracting HIV and other STDs • situations that lead to unprotected sex, pregnancy and HIV or other STDs • STD testing and treatment • personal challenges to abstaining • parental values about teen pregnancy and childbearing <p>PERCEPTION OF RISK of:</p> <ul style="list-style-type: none"> • chances of becoming pregnant and consequences of child-bearing • chances of contracting HIV and other STDs • consequences of contracting HIV and other STDs <p>VALUES AND ATTITUDES toward:</p> <ul style="list-style-type: none"> • having sex versus abstaining • having unprotected sex • using condoms and contraception <p>PERCEPTION OF PEER NORMS about:</p> <ul style="list-style-type: none"> • having sex (versus abstaining) • having unprotected sex <p>SKILLS to:</p> <ul style="list-style-type: none"> • set a limit and recognize challenges to it • refuse to do something that violates their limit • respect other people's refusals • say no to sex or unprotected sex or to avoid having sex • recognize, avoid or get out of situations that might lead to sex • obtain and use condoms <p>PARENT-CHILD COMMUNICATION about:</p> <ul style="list-style-type: none"> • the consequences of having sex <p>INTENTIONS to:</p> <ul style="list-style-type: none"> • be abstinent • use protection 	<p>Abstaining from sexual intercourse (either by delaying sex or returning to abstinence)</p> <p>Using contraception (to prevent pregnancy)</p> <p>Using condoms (to prevent HIV and other STDs)</p>	<p>Preventing unintended pregnancy</p> <p>Preventing HIV and other STDs</p>

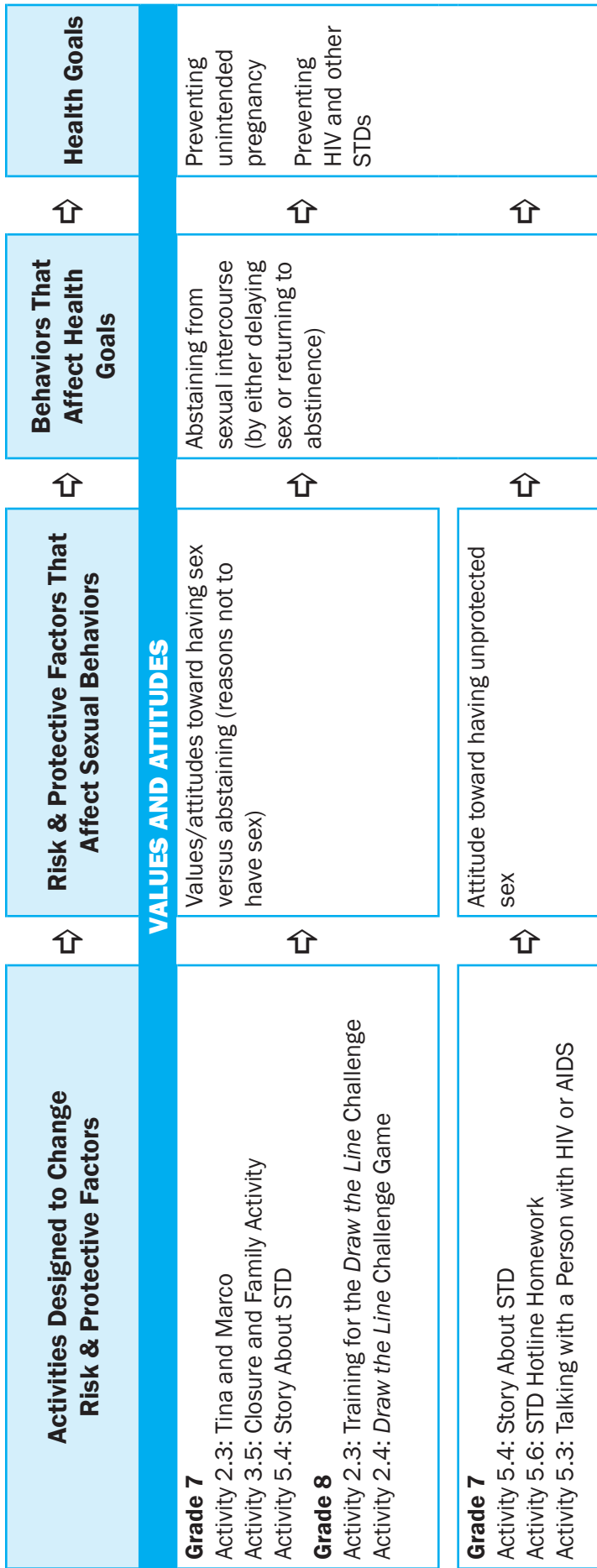
Draw the Line/Respect the Line Logic Model: Detailed Version







PERCEPTIONS OF RISK

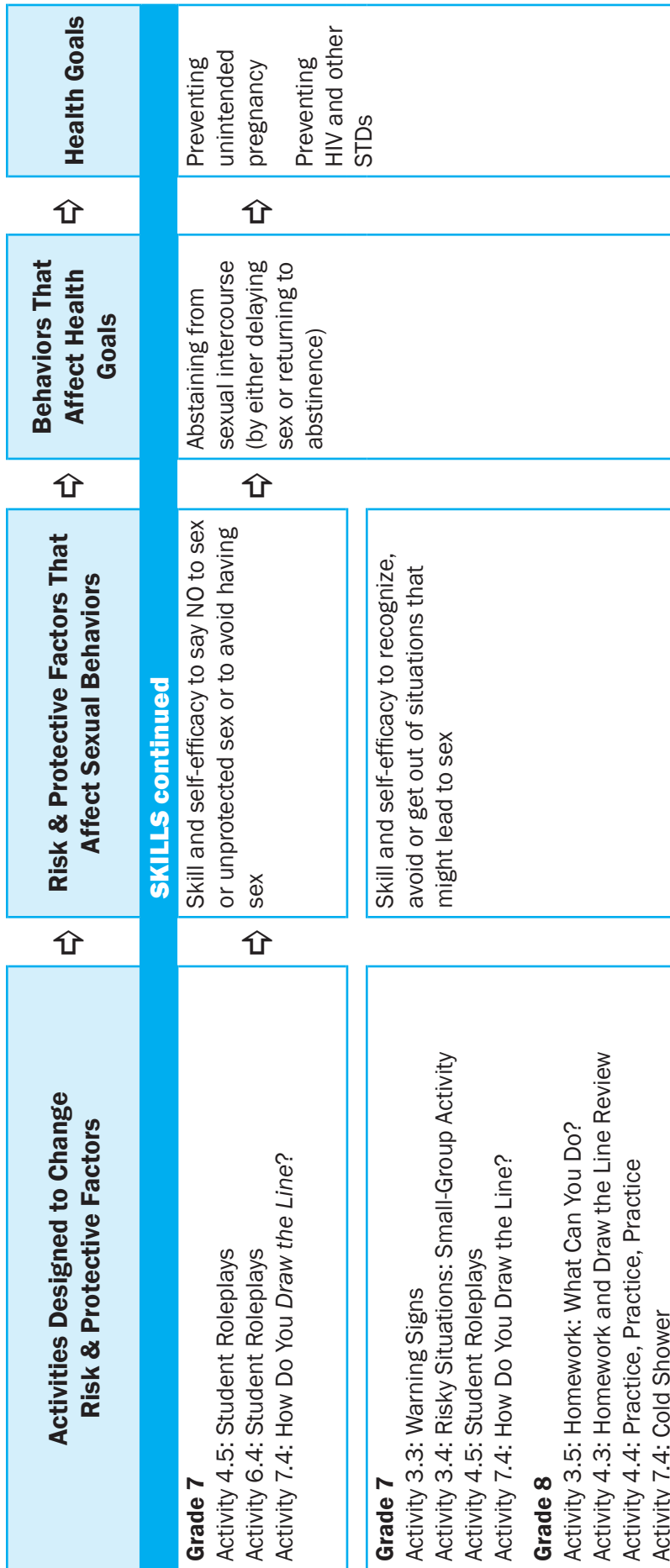


VALUES AND ATTITUDES

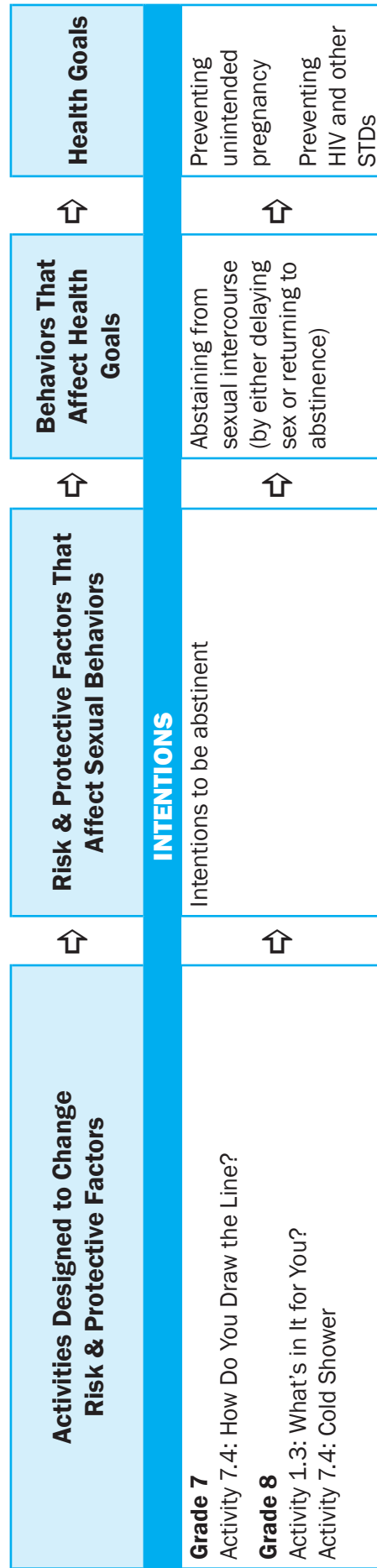
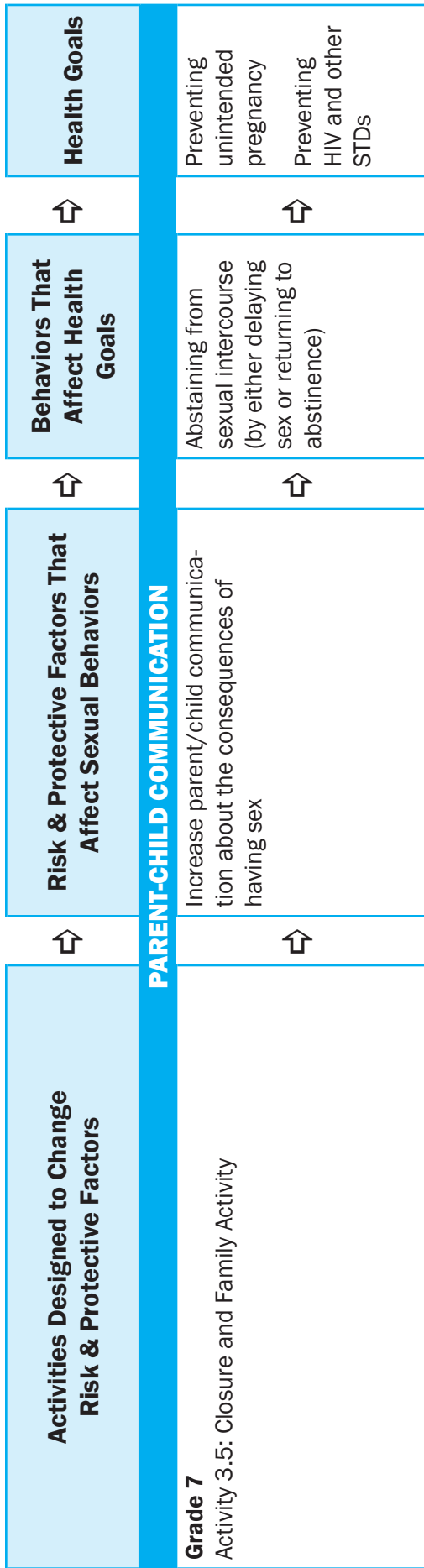
Activities Designed to Change Risk & Protective Factors	Risk & Protective Factors That Affect Sexual Behaviors	Behaviors That Affect Health Goals	Health Goals
PERCEPTIONS OF PEER NORMS			
Grade 7 Activity 2.3: Tina and Marco Activity 3.4: Risky Situations: Small-Group Activity Activity 4.5: Student Roleplays Activity 6.3: <i>Draw the Line</i> Talk Show Activity 6.4: Student Roleplays Grade 8 Activity 4.3: Homework and <i>Draw the Line</i> Review Activity 4.4: Practice, Practice, Practice	Perception of peer norms about having sex (versus abstaining)	Abstaining from sexual intercourse (by either delaying sex or returning to abstinence)	Preventing unintended pregnancy Preventing HIV and other STDs
Grade 7 Activity 2.3: Tina and Marco Activity 3.4: Risky Situations: Small-Group Activity	Perception of peer norms about having unprotected sex		

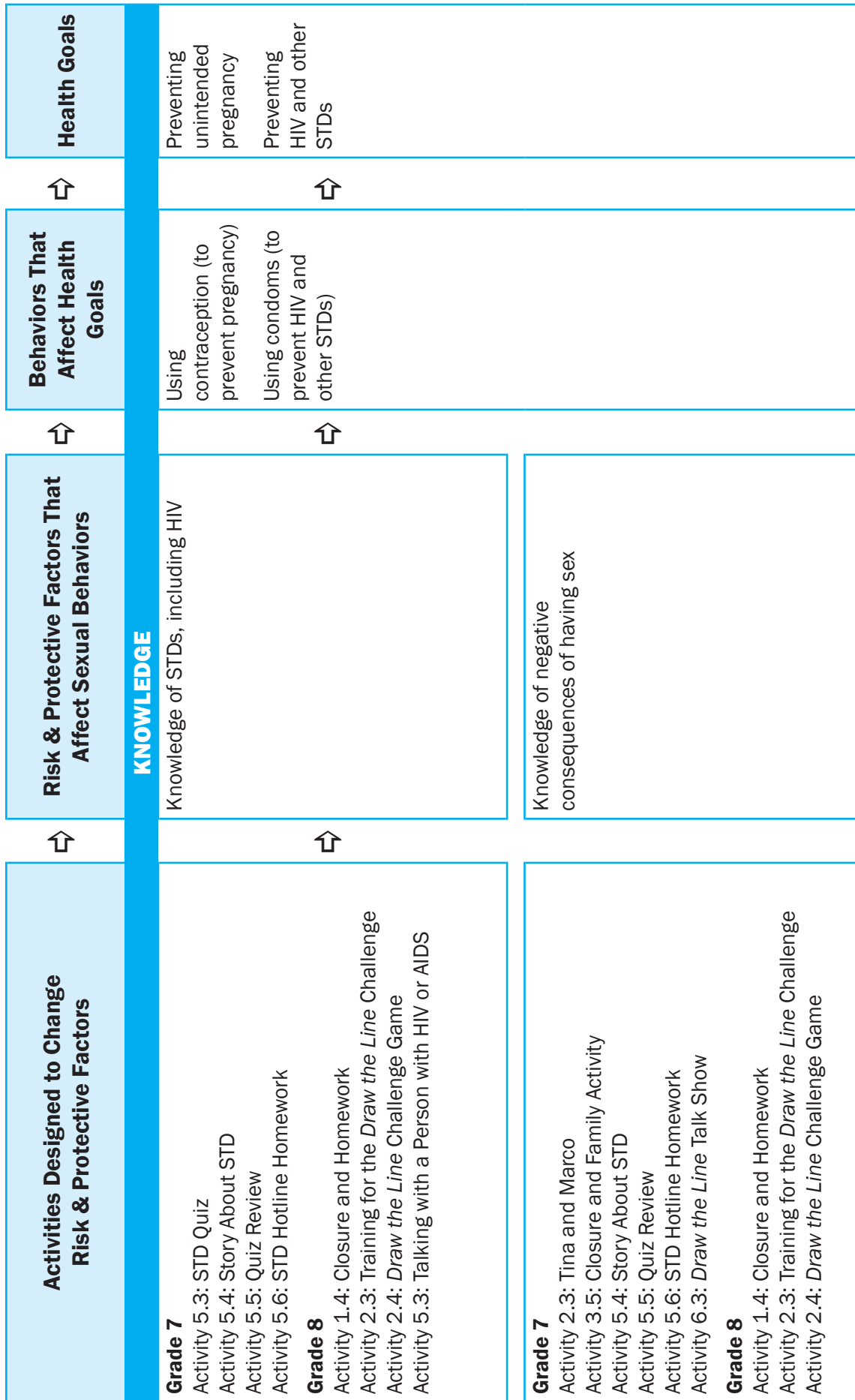
Activities Designed to Change Risk & Protective Factors	Risk & Protective Factors That Affect Sexual Behaviors	Behaviors That Affect Health Goals	Health Goals
SKILLS			
Grade 6 Activity 1.3: Simon Says Activity 1.4: Where's the Pressure Activity 1.5: Where do You Draw the Line? Grade 7 Activity 7.4: How Do You Draw the Line? Grade 8 Activity 7.4: Cold Shower	Skill and self-efficacy to set a limit and recognize challenges to it	Abstaining from sexual intercourse (by either delaying sex or returning to abstinence)	Preventing unintended pregnancy Preventing HIV and other STDs

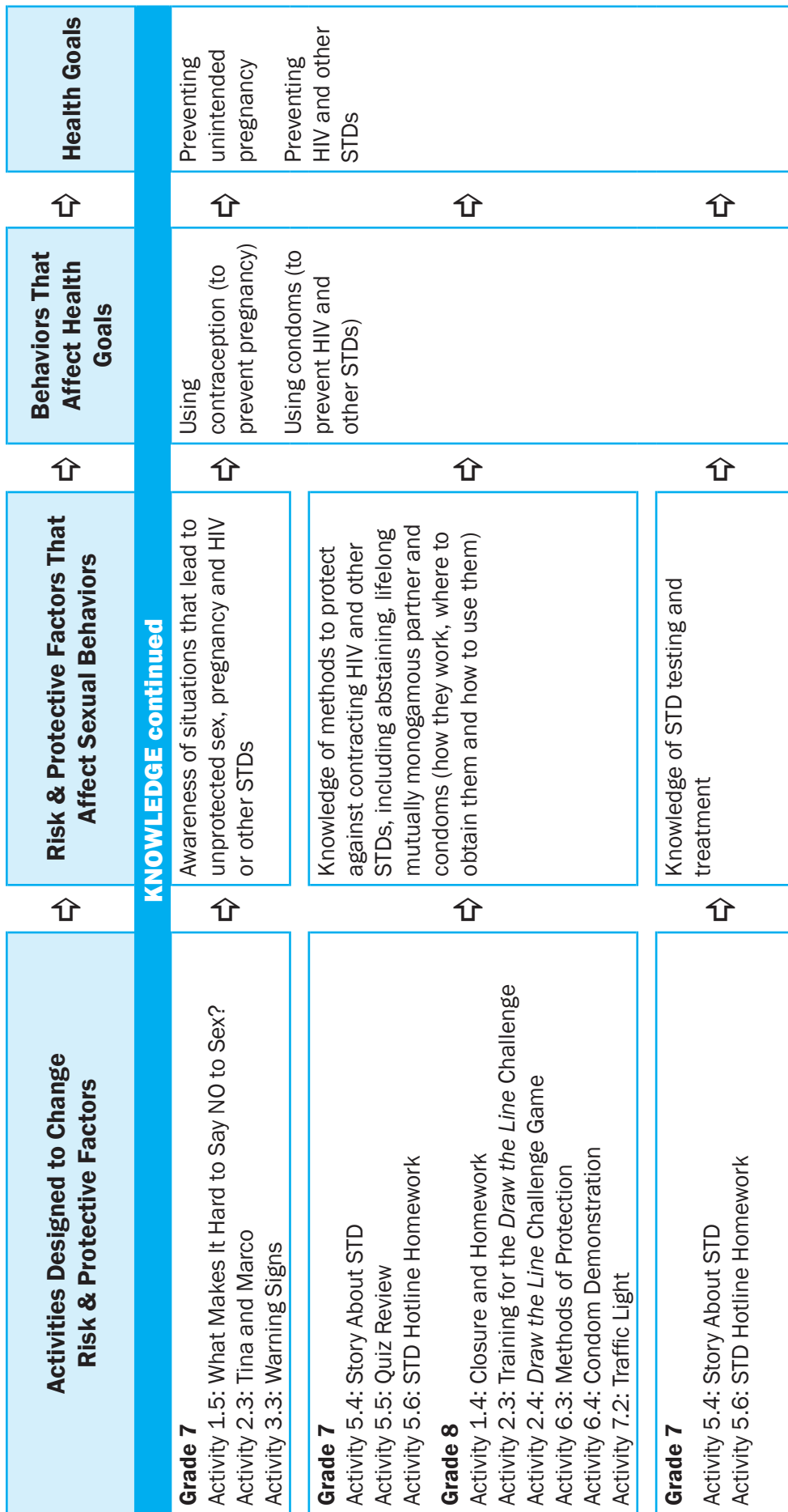
Activities Designed to Change Risk & Protective Factors	Risk & Protective Factors That Affect Sexual Behaviors	Behaviors That Affect Health Goals	Health Goals
<p>Grade 6</p> <ul style="list-style-type: none"> Activity 2.3: Introduce Skill Activity 2.4: Introduce Steps for Drawing the Line Activity 2.5: Skill Demonstration Roleplay Activity 2.6: The Dare Roleplay Activity 3.3: Skill Review and Practice Activity 3.4: Closure and Family Activity Activity 4.1: Lesson 3 Review Activity 4.3: Changing the Subject and Walking Away Activity 4.4: Preparation for the Roleplay Challenge Activity 4.5: The Roleplay Challenge Activity 4.6: Closure Activity 5.7: Closure <p>Grade 7</p> <ul style="list-style-type: none"> Activity 4.3: Draw the Line Review Activity 4.4: Demonstration Roleplay Activity 4.5: Student Roleplays Activity 7.3: Draw the Line/ Respect the Line Review Activity 7.4: How Do You Draw the Line? 	<p style="text-align: center;">SKILLS continued</p> <p>Skill and self-efficacy to refuse to do something that violates their limit (that they don't want to do)</p>	<p>Abstaining from sexual intercourse (by either delaying sex or returning to abstinence)</p>	<p>Preventing unintended pregnancy</p> <p>Preventing HIV and other STDs</p>
<p>Grade 6</p> <ul style="list-style-type: none"> Activity 5.4: High Pressure Roleplay and Discussion Activity 5.5: Modeling Respecting the Line Activity 5.6: Student Roleplay Practice Activity 5.7: Closure <p>Grade 7</p> <ul style="list-style-type: none"> Activity 7.4: How Do You Draw the Line? 	<p>Skill and self-efficacy to respect other people's refusals</p>		



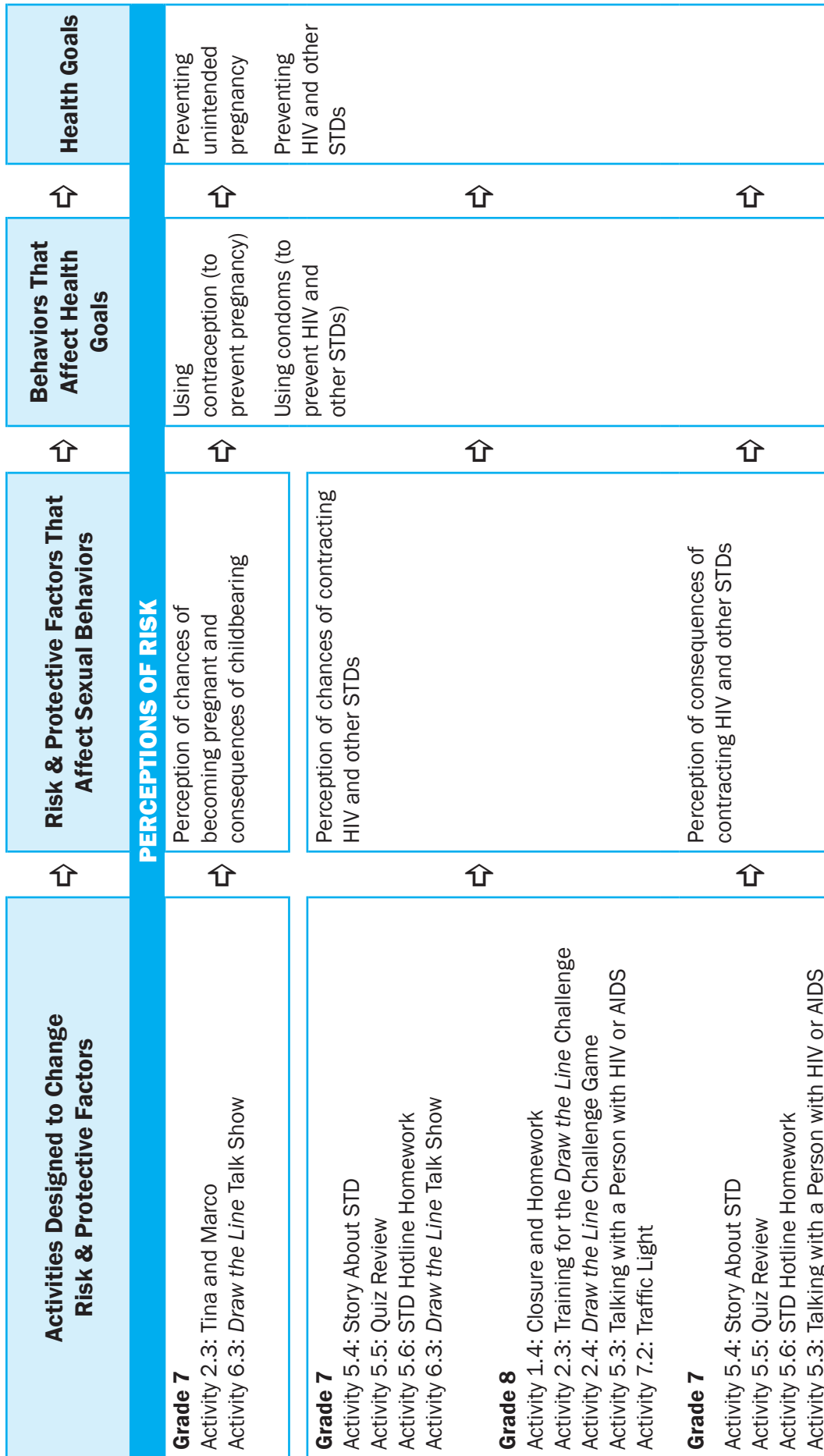
SKILLS continued



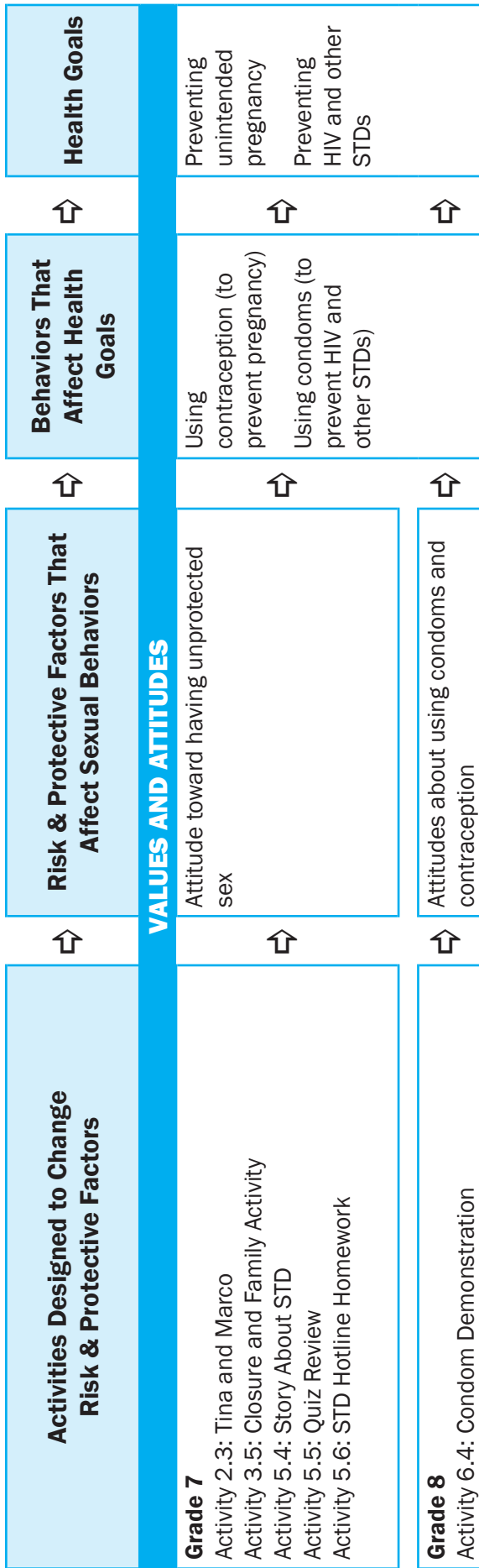




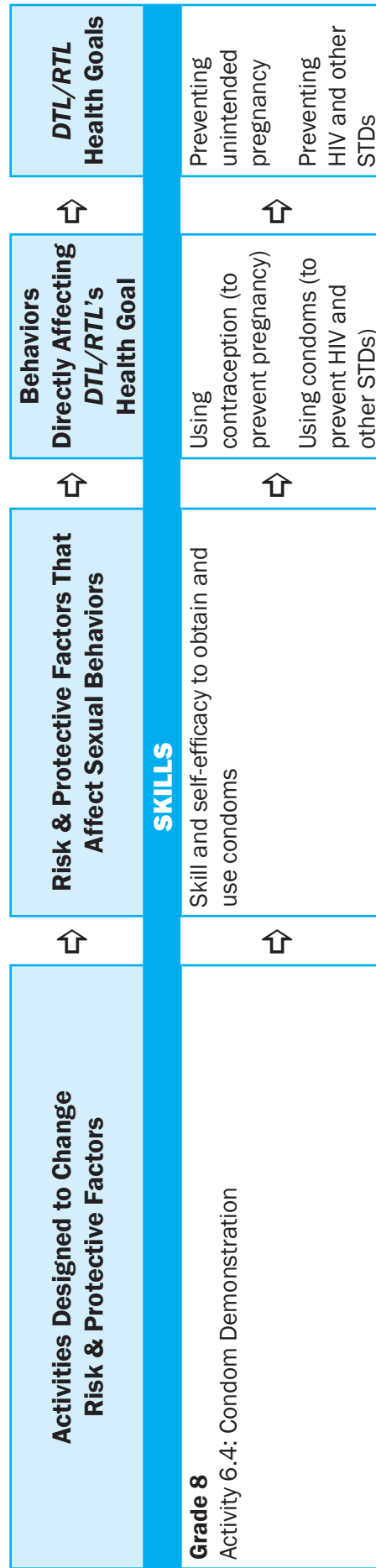
KNOWLEDGE continued



PERCEPTIONS OF RISK



VALUES AND ATTITUDES



SKILLS

